



## MX-Series Coaxial Speakers

Models: MX65CX - MX57CX - MX69CX

### FEATURES

**Shallow Mount-** Allows for easy installation behind factory panels

**Dual Concentric Design-** Provides excellent off axis response as the woofer and tweeter share a common center thus focusing the sound of both drivers in a uniform field of sound resulting in premium sound quality from stock locations

**Polypropylene Carbon Impregnated Cone-** Strong yet lightweight material for crisp, accurate mid and low notes

**High Temperature Voice Coil-** Our proprietary Toriform Technology provides superior current distribution while effectively dissipating heat

**Phoeniroll Surround Technology-** A Phoenix Gold Standard that supports smooth linear movement for optimal accuracy

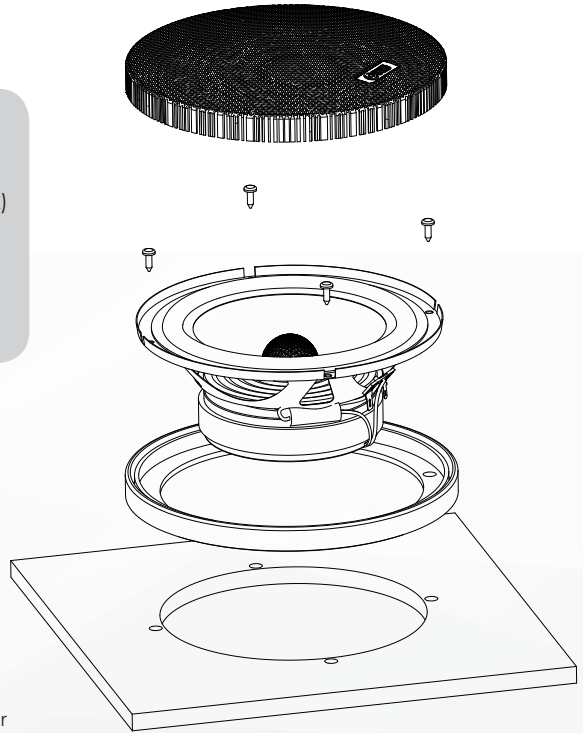
**Silk Dome Tweeter-** delivers rich, warm treble with remarkable clarity and definition

**Corona Lens-** Our unique wave guide technology, focuses the tweeter correcting any phase cancellation that occurs in traditional "point source" speakers. The lens provides a smooth blend of the tweeter frequencies with mid woofer by dispersing the sound waves in a balanced fashion

**MX**  
series

## CONTENTS

- 2 x MX Series Coaxial Speakers
- 2 x Speaker Grilles (MX65CX and MX69CX)
- 8 x Mounting Screws
- 8 x Mounting Clips
- 1 x User / Installation Manual
- 1 x Mounting Template



## CAUTION!

Do not drill mounting holes with speaker in place as this could allow drill shavings to damage the voice coil and void the speaker warranty.

## MOUNTING GUIDELINES

1. Ensure there is adequate clearance and depth for the speaker to be mounted.
2. Use the supplied template to mark & cut out the correct diameter hole.
3. Drill four holes for the mounting screws.
4. Separate the grille from the grille frame.
5. Insert the speaker into the grille frame and affix with the screws provided.
6. Complete installation by replacing the grille into the grille frame.

# MX Series Coaxial Speakers

## MX65CX - MX57CX - MX69CX

### WIRING GUIDELINES

Ensure the audio system is turned off before making any connections to the amplifier, speakers or source unit. Failure to do so could result in permanent damage to the audio system.

When wiring the speakers ensure that the wire is protected from sharp objects and always use rubber grommets when wiring through metal panels.

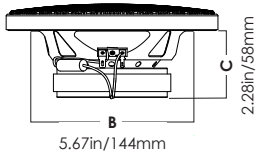

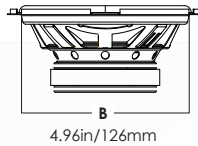
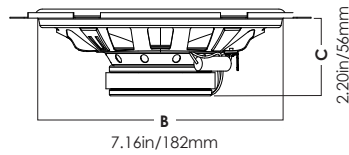
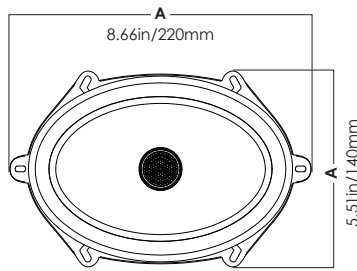
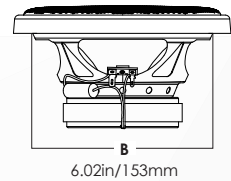
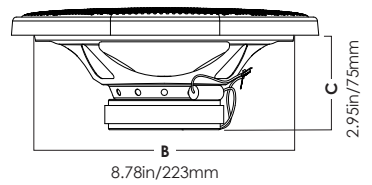
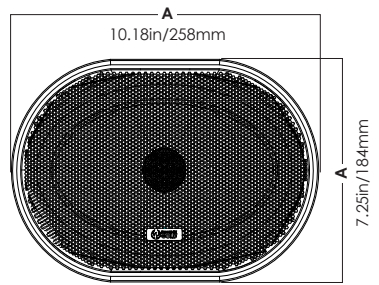
Ensure all terminals and connections are protected from the vehicle chassis and from each other as failure to do so could result in permanent damage to the audio system.

When connecting the speakers to the source unit or amplifiers ensure you connect the positive and negative output wire from the source unit to the corresponding speaker terminals. This will ensure the audio system will be in phase.

SPECIFICATION	MX65CX	MX57CX	MX69CX
PEAK Power	150 Watts	150 Watts	150 Watts
RMS Power	100 Watts	100 Watts	100 Watts
Frequency Response	59Hz-20KHz	67Hz-20KHz	55Hz-20KHz
Impedance	4 Ohm	4 Ohm	4 Ohm
Sensitivity	90dB	92dB	88 dB
Cone Material	Polypropylene/Carbon	Polypropylene/Carbon	Polypropylene/Carbon
Tweeter Material	Silk	Silk	Silk
Tweeter Size	25mm	19mm	25mm
FS	67hz	67hz	55hz
Vas	11.8cuL	10.9cuL	19.59cuL
Xmax	10mm	10mm	11mm
Qts	0.419	1.278	0.592
Overall Diameter <sup>A</sup>	7.08in 180mm	5.51in x 8.66in 140mm x 220mm	7.25in x 10.18in 184mm x 258mm
Cutout Diameter <sup>B</sup>	5.67in 144mm	4.96in x 7.16in 126mm x 182mm	6.02in x 8.78in 153mm x 223mm
Mounting Depth <sup>C</sup>	2.28in / 58mm	2.20in / 56mm	2.95in / 75mm

### WARNING:

Audio Systems can produce sound levels over 135dB. Continuous exposure to sound pressure levels over 100dB may cause permanent hearing loss. Please watch for emergency vehicles as warning signals may not be heard.

**MX65CX****MX57CX****MX69CX**

**A** = Overall Diameter  
**B** = Cutout Diameter  
**C** = Mounting Depth

**Phoenix Gold Product Warranty****LIMITED WARRANTY**

Phoenix Gold warrants this product to be free of defects in materials and workmanship for a period of one (1) years from the original date of purchase. This warranty is not transferable and applies only to the original purchaser from an authorized Phoenix Gold dealer in the United States of America only. Should service be necessary under this warranty for any reason due to manufacturing defect or malfunction, Phoenix Gold will (at its discretion), repair or replace the defective product with new or remanufactured product at no charge. Damage caused by the following is not covered under warranty: accident, misuse, abuse, product modification or neglect, failure to follow installation instructions, unauthorized repair attempts, misrepresentations by the seller. This warranty does not cover incidental or consequential damages and does not cover the cost of removing or reinstalling the unit(s). Cosmetic damage due to accident or normal wear and tear is not covered under warranty.

**INTERNATIONAL WARRANTIES:**

Products purchased outside the United States of America are covered only by that country's Authorized Phoenix Gold reseller and not by Phoenix Gold. Consumers needing service or warranty information for these products must contact that country's reseller for information.

**Phoenix Gold is a Power Brand of AAMP Global**

tel - 1-800-477-2267

email - support@phoenixgold.com (USA)

email - technical.eu@aampglobal.com (Europe)

15500 Lightwave Drive, Suite 202  
 Clearwater, Florida 33760

Woolmer Way, Bordon, Hampshire,  
 GU35 9QE, United Kingdom