




...connecting to the aftermarket


CTVWUSB

Installation Manual: VW Armrest USB Adapter


1. Remove circled screws from original centre armrest.



2. Insert panel removal tool as shown, while pulling the OEM media unit in the direction of the arrow.



3. Remove rubber pocket by pushing out where circled. Lift pocket.



4. Insert 3.5mm jack and USB of CTVWUSB through the top of the OEM media unit






...connecting to the aftermarket


CTVWUSB

Installation Manual: VW Armrest USB Adapter

5. Feed CTVWUSB cable through the OEM media unit.



6. Clip the USB socket into place.



7. Re-insert rubber pocket and assemble.
Connect USB and 3.5mm jack to aftermarket head unit.

