


Configuration manual for:

C01CD-UNI

Model: Universal

Kit content: wiring harness
radio adapter

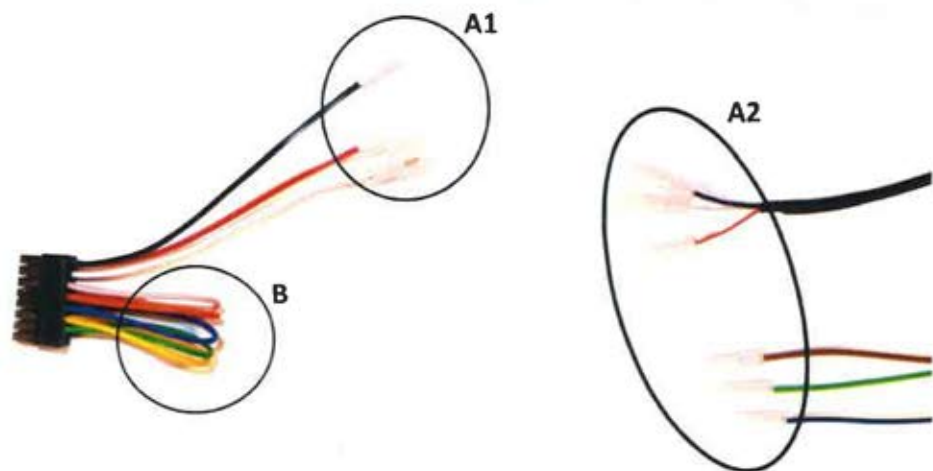


CONFIGURATION MANUAL

All installation work must be performed by a qualified professional installer only.

The manufacturer / dealer is not liable for any kind of incidental or indirect damages.

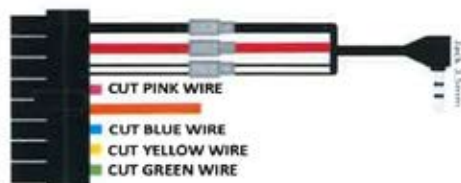
12/2015 ALL RIGHTS RESERVED. Technical changes possible. No liability for misprints.



ATTENTION!

In order to prevent ESD damage, the WHEEL REMOTE JACK must be connected before plugging in the connectors on car side.


HEAD UNIT CONFIGURATION



ALPINE:

CONNECT A1 BLACK TO A2 BLACK
CONNECT A1 RED TO A2 RED
CONNECT A1 WHITE TO A2 WHITE


DON'T CUT THE ORANGE LOOP (SHOWN IN THE PICTURE B); CUT AND ISOLATE ALL THE OTHER LOOPS (PINK, BLUE, YELLOW AND GREEN)



BLAUPUNKT:

CONNECT A1 BLACK TO A2 BLACK
CONNECT A1 RED TO A2 WHITE


DON'T CUT PINK AND ORANGE LOOPS (SHOWN IN THE PICTURE B); CUT AND ISOLATE ALL THE OTHER LOOPS (BLUE, YELLOW AND GREEN)



CLARION:

CONNECT A1 BLACK TO A2 BLACK
CONNECT A1 WHITE TO A2 WHITE

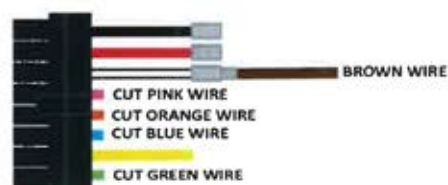
DON'T CUT THE BLUE LOOP (SHOWN IN THE PICTURE B); CUT AND ISOLATE ALL THE OTHER LOOPS (PINK, ORANGE, YELLOW AND GREEN)



JVC:

CONNECT A1 WHITE TO A2 BLUE/YELLOW


DON'T CUT ORANGE AND BLUE LOOPS (SHOWN IN THE PICTURE B); CUT AND ISOLATE ALL THE OTHER LOOPS (PINK, YELLOW AND GREEN)



KENWOOD:

CONNECT A1 WHITE TO A2 BROWN


DON'T CUT THE YELLOW LOOP (SHOWN IN THE PICTURE B); CUT AND ISOLATE ALL THE OTHER LOOPS (PINK, ORANGE, BLUE AND GREEN)



PIONEER:

CONNECT A1 BLACK TO A2 BLACK
CONNECT A1 RED TO A2 WHITE
CONNECT A1 WHITE TO A2 RED


DON'T CUT THE PINK LOOP (SHOWN IN THE PICTURE B); CUT AND ISOLATE ALL THE OTHER LOOPS (ORANGE, BLUE, YELLOW AND GREEN)



MACROM:

CONNECT A1 BLACK TO A2 BROWN
CONNECT A1 RED TO A2 BLUE/YELLOW


DON'T CUT PINK AND ORANGE LOOPS (SHOWN IN THE PICTURE B); CUT AND ISOLATE ALL THE OTHER LOOPS (BLUE, YELLOW AND GREEN)



SONY:

CONNECT A1 BLACK TO A2 BLACK
CONNECT A1 RED TO A2 WHITE
CONNECT A1 WHITE TO A2 RED

DON'T CUT ORANGE AND YELLOW LOOPS (SHOWN IN THE PICTURE B); CUT AND ISOLATE ALL THE OTHER LOOPS (PINK, BLUE AND GREEN)



ZENEC:

CONNECT A1 WHITE TO A2 GREEN/WHITE

DON'T CUT THE GREEN LOOP (SHOWN IN THE PICTURE B); CUT AND ISOLATE ALL THE OTHER LOOPS (PINK, ORANGE, BLUE AND YELLOW)